

Pittsburg State University

Pittsburg State University Digital Commons

Carson J. Robison Music Scores

Carson J. Robison, the Cowboy Radio Singer,
1903-1988

2015-01-01

Don't Strain Yourself

Carson Robison

Follow this and additional works at: <https://digitalcommons.pittstate.edu/cjrms>

Recommended Citation


Robison, Carson, "Don't Strain Yourself" (2015). *Carson J. Robison Music Scores*. 1.
<https://digitalcommons.pittstate.edu/cjrms/1>

This Sheet Music is brought to you for free and open access by the Carson J. Robison, the Cowboy Radio Singer, 1903-1988 at Pittsburg State University Digital Commons. It has been accepted for inclusion in Carson J. Robison Music Scores by an authorized administrator of Pittsburg State University Digital Commons. For more information, please contact digitalcommons@pittstate.edu.

DONT STRAIN YOURSELF

322
FILE COPY #322

DO NOT REMOVE



piano

DONT STRAIN YOURSELF

Handwritten musical notation for the first system. The key signature is one sharp (F#). The system consists of two staves. The first staff has a treble clef and a key signature of one sharp. The second staff has a bass clef and a key signature of one sharp. The notation includes a D chord above the first measure, a slur over the next two measures, and an A7 chord above the fourth measure. The melody in the first staff is: D4 (quarter), E4 (quarter), F#4 (quarter), G4 (quarter), A4 (quarter), B4 (quarter), C5 (quarter), D5 (quarter). The bass line in the second staff is: D3 (half), G2 (half).

Handwritten musical notation for the second system. The system consists of two staves. The first staff has a treble clef and a key signature of one sharp. The second staff has a bass clef and a key signature of one sharp. The notation includes an A7 chord above the first measure, a slur over the next two measures, a D chord above the fourth measure, and a B7 chord above the fifth measure. The melody in the first staff is: A4 (quarter), B4 (quarter), C5 (quarter), D5 (quarter), E5 (quarter), F#5 (quarter), G5 (quarter), A5 (quarter). The bass line in the second staff is: D3 (half), G2 (half).

Handwritten musical notation for the third system. The system consists of two staves. The first staff has a treble clef and a key signature of one sharp. The second staff has a bass clef and a key signature of one sharp. The notation includes a B7 chord above the first measure, a slur over the next two measures, a B7 chord above the fourth measure, and an E7 chord above the fifth measure. The melody in the first staff is: B4 (quarter), C5 (quarter), D5 (quarter), E5 (quarter), F#5 (quarter), G5 (quarter), A5 (quarter), B5 (quarter). The bass line in the second staff is: D3 (half), G2 (half).








Handwritten musical notation for the fourth system. The system consists of two staves. The first staff has a treble clef and a key signature of one sharp. The second staff has a bass clef and a key signature of one sharp. The notation includes an E7 chord above the first measure, a slur over the next two measures, an A7 chord above the fourth measure, and a D chord above the fifth measure. The melody in the first staff is: E4 (quarter), F#4 (quarter), G4 (quarter), A4 (quarter), B4 (quarter), C5 (quarter), D5 (quarter), E5 (quarter). The bass line in the second staff is: D3 (half), G2 (half).

Handwritten musical notation for the fifth system. The system consists of two staves. The first staff has a treble clef and a key signature of one sharp. The second staff has a bass clef and a key signature of one sharp. The notation includes an A7 chord above the first measure, a slur over the next two measures, and a D chord above the fifth measure. The melody in the first staff is: A4 (quarter), B4 (quarter), C5 (quarter), D5 (quarter), E5 (quarter), F#5 (quarter), G5 (quarter), A5 (quarter). The bass line in the second staff is: D3 (half), G2 (half).

Handwritten musical notation for the sixth system. The system consists of two staves. The first staff has a treble clef and a key signature of one sharp. The second staff has a bass clef and a key signature of one sharp. The notation includes a D chord above the first measure, a slur over the next two measures, a D7 chord above the fourth measure, and a G7 chord above the fifth measure. The melody in the first staff is: D4 (quarter), E4 (quarter), F#4 (quarter), G4 (quarter), A4 (quarter), B4 (quarter), C5 (quarter), D5 (quarter). The bass line in the second staff is: D3 (half), G2 (half).

Handwritten musical notation on a grand staff (treble and bass clefs). The notation includes notes, rests, and accidentals. Above the staff, the following chords are written: Bb7, D, B7, E7, A7, D, and A7. The first measure of the treble staff has a key signature change to one sharp (F#) and a time signature of 4/4.

Handwritten musical notation on a grand staff. The notation includes notes and rests. Above the staff, the chord D is written. The first measure of the treble staff has a key signature change to one sharp (F#) and a time signature of 4/4.



CARSON J. ROBISON

PLEASANT VALLEY, NEW YORK

DONT STRAIN YOURSELF








DONT STRAIN YOURSELF
BENDIN' OVER BACKWARDS BABY WONT DO NO GOOD
DONT STRAIN YOURSELF
YOU FOOLED AROUND AND LOST ME LIKE I TOLD YOU YOU WOULD
YOU HAD ME GOIN' CRAZY - CHASIN' ALL AROUND
WEARIN' OUT MY SUNDAY SHOES
THEN YOU WENT AND LEFT ME - LEFT ME ALL ALONE
ME AND THE BLU---U---UES
NOW YOU'RE STRAININ' YOURSELF
BUT ALLIGATOR TEARS ARE REALLY ALL OUT OF DATE
DONT STRAIN YOURSELF
YOU HAD TO LEARN A LESSON BUT YOU LEARNED IT TOO LATE
MIGHT AS WELL FORGET IT - I'VE SEEN IT ALL BEFORE
AND BABY THIS IS REALLY THE END
SO DONT STRAIN YOURSELF
CAUSE YOU'LL NEVER GET ME BACK AGAIN.

(second chorus)

DONT STRAIN YOURSELF
(Talk) "Knockin' yourself out wont do any good baby"
DONT STRAIN YOURSELF
(Talk) "I tried to tell you what would happen but you wouldnt listen"
YOU HAD ME GOIN' CRAZY - CHASIN' ALL AROUND
WEARIN' OUT MY SUNDAY SHOES
THEN YOU WENT AND LEFT ME - LEFT ME ALL ALONE
ME AND THE BLU---U---ES
NOW YOU'RE STRAININ' YOURSELF
(Talk) "Better get a bucket for those alligator tears, Baby"
DONT STRAIN YOURSELF
(Talk) "You really had to learn the kard way, didnt you"
MIGHT AS WELL FORGET IT - I'VE SEEN IT ALL BEFORE
AND BABY THIS IS REALLY THE END
SO DONT STRAIN YOURSELF
CAUSE YOU'LL NEVER GET ME BACK AGAIN.



DONT STRAIN YOURSELF

Chet - Key ??



Bass

DONT STRAIN YOURSELF



Guitar

DONT STRAIN YOURSELF

Handwritten guitar notation on a 12-stave system. The notation includes chords and rhythmic patterns:

- Staff 1: D, D, A7, A7, A7
- Staff 2: A7, D, D, B7, B7, Emin B7
- Staff 3: Emin, E7, E7, A7, A7, D, D
- Staff 4: A7, A7, A7, A7, D, D
- Staff 5: D, D7, G, Bb7, A7, D, B7
- Staff 6: 1. E7, A7, D, A7, 2. E7, A7, D

Empty staves for additional notation.